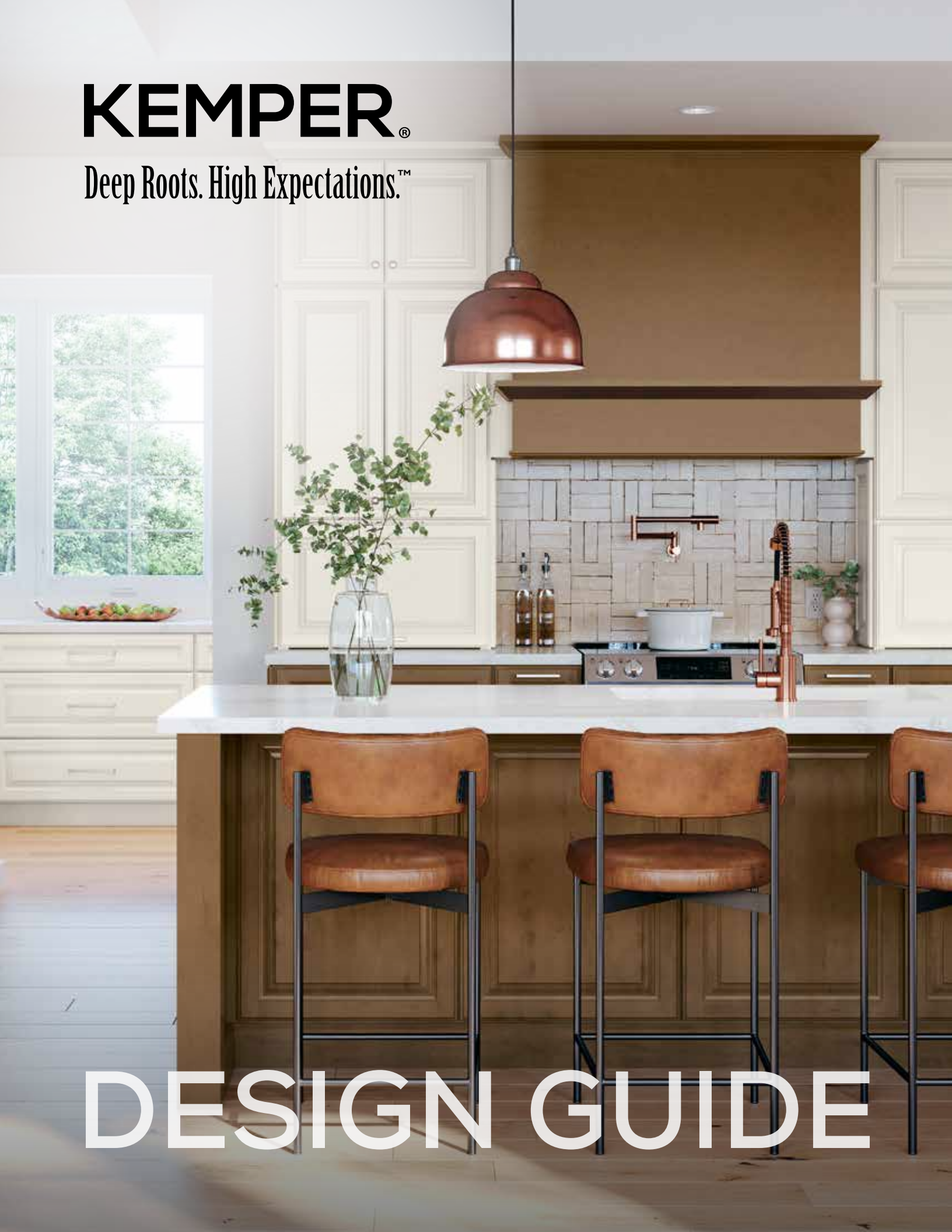


KEMPER®

Deep Roots. High Expectations.™



DESIGN GUIDE

Welcome to the Kemper® Design Guide.

Full of tips and inspiration, this design guide is your go-to companion during the exciting and, yes, sometimes overwhelming process that is home remodel. Browse the styles and finishes, organizational “sanity helpers”, and attention-grabbing wood hoods, and be reassured by the designer notes along the way.

Kemper’s powerful portfolio of cabinetry options will propel your vision of home from magazine clippings and Pinterest boards to a dream realized. You can count on Kemper – and on me – to deliver what will surely be your new favorite room.

Cheers to a beautiful home!

Your Kemper Designers



DESIGNER TIP:

Look for the + symbol throughout for additional information and inspirational ideas



Patty achieves a midcentury modern aesthetic with Kemper including a wine storage design feature.

Shown on front cover: Pasco Maple Steam Paint and Kanga Stain, Choice™ Series

Shown: Caprice Maple Buckskin Stain, Choice™ Series



Shown: Marimac Maple White Paint, Choice™ Series



Shown: Marimac Maple White Paint, Choice™ Series



PATTY MATTES

Kitchen and Bath Designer
Puyallup, WA

DESIGNER SPOTLIGHT

Say hello to Patty!

Patty has lived in Washington State her entire life. She lives a full life enjoying music, dance, gardening, cooking and travel via her motorhome.

Tell us about how you got started in design.

I began out as a floral designer then went on to design custom window coverings when swags and cascade draperies were a thing. *(We remember that era, Patty!)* It can be tough to believe sometimes but, I have been designing kitchens and bathrooms for more than 24 years and I have been selling Kemper cabinets for 18 years.

18 years! That’s a long time. Why Kemper?

The best feature of Kemper is that I never have to worry about the quality! Kemper has many door styles, paint and stain choices, as well as glazes and even a matte sheen option! With Kemper’s flexibility, I can change the cabinets to fit any design, like the inverted frame option and depth changes.

Tell us more about your design process.

The minute I drive into a client’s driveway my design

process starts. When I walk into the house, I look around at the style of the client’s home. I ask them what they like and don’t like about their kitchen. I ask them what they do in the kitchen. Oh, you’re a baker? Okay, Kemper’s mixer shelf, roll-out tray divider cabinet, and tray dividers added to tall oven cabinets are the perfect additions. Love to cook? Base cabinet pot and pan pull-out trays, base cabinets with wood cutlery drawers and base utensil pull-outs make for excellent storage. Kemper’s options make it easy to customize the design.

It’s clear that you’re a talented designer but share with us a particular challenge you face when designing.

I think the biggest design challenge is a small space for the kitchen. I want to give the client everything they want for their new kitchen. Kemper helps by offering size options in their cabinets.

Thank you, Patty, for allowing us a sneak peek into your design life! We look forward to seeing more great designs from you!

KEMPER®

Deep Roots. High Expectations.™

Kemper® Cabinetry offers different series to meet a variety of needs. Your designer will help you determine which is the right fit for you and your design.

To understand what is available in each series, look for the icons throughout this design guide.

E ECHO™ SERIES

A great entryway into Kemper Cabinetry, the Echo Series offers all the essentials to create a beautiful result.

C CHOICE™ SERIES

When your design calls for additional nuance - like organization features - step up to Choice™ Series.

E EMERGE™ SERIES

When even more style and finish options are desired, visit kempercabinets.com/products or talk with your designer about Emerge's exquisite offering.

Tap Into the Latest Trends



Shown: Pasco Maple Kanga Stain and Steam Paint, Choice™ Series.

CABINET COLOR MIXING STILL TRENDING

46% Homeowners that chose a contrasting island color.

Top 3 choices for island color:

Almost 25% Blue | 15% Gray | 12% Black

Source: HOUZZ




Base with Food Storage Container Organizer

INSIDE THIS DESIGN GUIDE

- 1 DESIGNER SPOTLIGHT
- 2 TAP INTO THE LATEST TRENDS
- 4 STYLE WITH STAYING POWER
- 12 JUST THE RIGHT FINISH
- 24 ORGANIZATIONAL OVERHAUL
- 28 WOOD HOODS THAT IMPRESS
- 30 PERSONALIZE WITH ACCESSORIES

TOP 3 MOST REQUESTED FUNCTIONAL DESIGNS*

- Customized Storage Solutions (like the biometric security drawer shown below)
- Multi-Functional Islands
- Open Configurations



Biometric Security Drawer



Wall Appliance Garage with Vertical-Lift Door

MUST-HAVE FEATURES RESPOND TO SMALL-APPLIANCE TREND*

Appliance garages, like the one shown to the left, are key in concealing steamers, air-fryers and slow-cooking appliances.

Food Storage Container Organizer, shown above, puts meal prep at your fingertips.

AVOID REGRET**...

Kitchen aspects for which homeowners most regret not splurging.

- 33% Made kitchen larger
- 26% Cabinets
- 25% Pantry
- 24% Storage/organization

* 2023/2024 MasterBrand Cabinetry Trends Report
** Source: RICKI - 2023 Remodelers 360



Ready, Set, Style.

Selecting a drawer and door style is a great place to get started. From a straight-forward Shaker to an intricately detailed design style, Kemper® has what you need.

THINGS TO CONSIDER WHEN SHOPPING STYLES:

Select the one that aligns with your vision.



Clean, smooth slab drawer fronts.



Detailed, five-piece drawer fronts.



Full overlay drawer and door fronts will deliver seamless coverage of cabinet fronts.



Partial overlay allows each drawer and door to stand out on its own.



Cherry, maple, oak and more. The wood species you choose will effect the way your chosen wood stain or paint reads on the wood color and grain. With so many combinations to choose from, your designer can help further guide.



DESIGNER TIP:

Does your design call for modern and minimal? Specialty laminate may be for you. See these sleek styles on page 22.

Full Overlay Door Styles

Species and finish offering differs in each Series.

- C Choice™ Series
- E Echo™ Series
- C Cherry
- D MDF
- M Maple
- O Oak
- H Rustic Hickory
- R Rustic Alder
- L Laminate
- P Painted Hardwood
- P PureStyle™



Faye
5-Piece Drawer Front

- C C M O
- E C M O P



Faye
Profiled Slab Drawer Front

- C C M O
- E C M O P



Gordon
5-Piece Drawer Front

- C C M R



Gordon
Slab Drawer Front

- C C M R



Marimac*
5-Piece Drawer Front

- C C D H M O R
- E C M O P P



Marimac
5-Piece Narrow Rail
Drawer Front

- C C D H M R



Marimac
Slab Drawer Front

- C C D H M O R
- E C M O P P



Warwick
5-Piece Drawer Front

- C C M

Shown: Willowby Maritime Painted Hardwood and Maple Thatch Stain, Choice™ Series

* Antrim, Larsen, Marimac and Willowby PureStyle feature mitered door and drawer front construction.

Full Overlay Door Styles

Species and finish offering differs in each Series.

- Choice™ Series** C Cherry M Maple R Rustic Alder
- Echo™ Series** D MDF O Oak L Laminate
- H Rustic Hickory P Painted Hardwood PureStyle™



Northrope
5-Piece Drawer Front

C C H M O R



Northrope
Slab Drawer Front

C C H M O R



Larsen*
5-Piece Drawer Front

C C D H M O R
E C M P P



Larsen
Slab Drawer Front

C C D H M O R
E C M P P



Justin
5-Piece Drawer Front

C C M



Justin
Profiled Slab Drawer Front

C C M



Amstead
5-Piece Drawer Front

C C D M



Amstead
Slab Drawer Front

C C D M



Kleyborn
5-Piece Drawer Front

C C M
E C M P



Kleyborn
Slab Drawer Front

C C M
E C M P



Willowby*
5-Piece Drawer Front

C C H M O
E C M O P P



Willowby
Profiled Slab Drawer Front

C C H M O
E C M O P P



Cotter
5-Piece Drawer Front

C C M



Cotter
Slab Drawer Front

C C M



Leyton
5-Piece Drawer Front

C C M
E C M P P



Leyton
Slab Drawer Front

C C M
E C M P P

Full Overlay Door Styles

Species and finish offering differs in each Series.

- C** Choice™ Series **C** Cherry **M** Maple **R** Rustic Alder
- E** Echo™ Series **D** MDF **O** Oak **L** Laminate
- H** Rustic Hickory **P** Painted Hardwood **P** PureStyle™



NEW

Billings
5-Piece Drawer Front

- C** **M**
- E** **M** **P**



NEW

Billings
Slab Drawer Front

- C** **M**
- E** **M** **P**



Butler
5-Piece Drawer Front

- C** **C** **M**



Butler
Slab Drawer Front

- C** **C** **M**



Brisbane
5-Piece Drawer Front

- C** **C** **M** **O**
- E** **C** **M** **O** **P**



Brisbane
Profiled Slab Drawer Front

- C** **C** **M** **O**
- E** **C** **M** **O** **P**



NEW

Martin
5-Piece Drawer Front

- C** **C** **H** **M** **O** **R**



NEW

Martin
Slab Drawer Front

- C** **C** **H** **M** **O** **R**




Lynnville
5-Piece Drawer Front

- C** **C** **M**



Lynnville
Slab Drawer Front

- C** **C** **M**



Trillian*
Slab Drawer Front

- C** **C** **D** **M**
- E** **C** **M** **P** **L**



Caprice
Slab Drawer Front

- C** **C** **M**



Rennie
5-Piece Drawer Front

- C** **C** **M**



Rennie
Profiled Slab Drawer Front

- C** **C** **M**



Hardin
5-Piece Drawer Front

- C** **C** **H** **M**



Hardin
Slab Drawer Front

- C** **C** **H** **M**



DESIGNER TIP:

Trillian does it all - Available in stain, painted and laminate so you can have this great style any way you like it.

* When Trillian is selected in Painted Hardwood, the doors and drawer fronts will be constructed of medium density fiberboard (MDF) or high density fiberboard (HDF).

Full Overlay Door Styles



Warren
5-Piece Drawer Front

C C M
E C M P



Pasco
5-Piece Drawer Front

C C H M O R



Pasco
Slab Drawer Front

C C H M O R



Canby
5-Piece Drawer Front

C C M

Full Overlay Aluminum Frame Door Accents



Aluminum Finish
Clear Glass



Aluminum Finish
Frosted Glass



Brushed Stainless Finish
Clear Glass



Brushed Stainless Finish
Frosted Glass



Black Powder Coat Finish
Clear Glass



Black Powder Coat Finish
Frosted Glass



DESIGNER TIP:

Add interest and elevate your design with Aluminum Frame Door Accents.

C Choice™ Series

Partial Overlay Door Styles

Species and finish offering differs in each Series.

C Choice™ Series C Cherry M Maple R Rustic Alder
E Echo™ Series D MDF O Oak L Laminate
H Rustic Hickory P Painted Hardwood PureStyle™



Antrim*
5-Piece Drawer Front

C H M O R
E C M O P F



Antrim
Slab Drawer Front

C H M O R
E C M O P F



Granbury
Profiled Slab Drawer Front

C C M O
E C M O P



Newcomb
Slab Drawer Front

C C M
E C M P F



Hopkins
Profiled Slab Drawer Front

C C M O
E C M O P



Ramsey
Slab Drawer Front

C C H M O R



Logan
5-Piece Drawer Front

C M
E M P



Logan
Slab Drawer Front

C M
E M P

Finishes

JUST THE RIGHT FINISH.

Year after year, white wins the popular vote in kitchen cabinet paint finish choice, and it may be the winning choice for you.

If that's the case, the real question is which white. After all, white isn't white. There are many shades and tints of white to choose from with Kemper. Work with your designer to find your right white.



Shown: Pasco Maple Steam Paint, Choice™ Series.



Shown: Furniture Valance Maple White Paint



DESIGNER TIP:

Prior to making a final decision, be sure to view the finish you select in your home in the lighting that your cabinets will experience and at different times of day. This will ensure you make a confident choice.

Daubs shown above: Coconut, Icy Avalanche, Steam, White and Brightest White

Please refer to door samples for a true representation of finish color. This printed guide cannot be considered color accurate.



Shown: Billings Maple Brightest White, Choice™ Series.




Shown: Butler Maple Maritime Paint, Choice™ Series

CUE THE COLOR.

What if white isn't right for your design? You can go bold and choose a color for your full design or go with a dynamic two-tone design to create dimension. The two-tone concept can be done with two paint finishes or a paint and a stain.

These are some of our favorite finish combinations to inspire you!



Maritime Paint & Morel Stain








Foxhall Green Paint & Colt Stain



Black Paint & Serious Gray Paint

- C** Choice™ Series **C** Cherry **M** Maple **R** Rustic Alder
- E** Echo™ Series **D** MDF **O** Oak **L** Laminate
- H** Rustic Hickory **P** Painted Hardwood **P** PureStyle™

PAINTS* AND LAMINATES

 NEW		
Brightest White C D M	White C D M E P L P	Coconut C D M E P L P
 NEW		
Steam C D M E P	Icy Avalanche C D M E P L P	Cloud C D M E P L P
		
Serious Gray C D M	Moonstone C D M E P L P	Naval C D M E P
		
Maritime C D M E P L P	Foxhall Green C D M	Black C D M O E P



+





























DESIGNER TIP:
The wood species you select will impact how your paint choice reads. Paint on a species with a tighter grain, such as maple wood shown here, results in a smooth opaque-colored finish.



TOP IT OFF WITH GLAZE.

Glazes are just one more way to make your design uniquely yours and add character and depth to your cabinet design. Choose Penned Glaze for a concentrated glaze detail in the crevices of the cabinet drawer and door fronts.

PAINTS WITH PENNED GLAZES*

 NEW	 NEW	 NEW	 NEW	 NEW	 NEW
Brightest White with Amaretto Crème C D M	Brightest White with Charcoal C D M	White with Amaretto Crème C D M E P	White with Charcoal C D M	Coconut with Amaretto Crème C D M E P	Coconut with Charcoal C D M
 NEW	 NEW	 NEW	 NEW	 NEW	 NEW
Brightest White with Grey Stone C D M	Brightest White with Toasted Almond C D M	White with Grey Stone C D M E P	White with Toasted Almond C D M	Coconut with Grey Stone C D M E P	Coconut with Toasted Almond C D M
 NEW	 NEW	 NEW	 NEW	 NEW	 NEW
Steam with Amaretto Crème C D M E P	Steam with Charcoal C D M	Icy Avalanche with Amaretto Crème C D M E P	Icy Avalanche with Charcoal C D M	Cloud with Amaretto Crème C D M E P	Cloud with Charcoal C D M
 NEW	 NEW	 NEW	 NEW	 NEW	 NEW
Steam with Grey Stone C D M E P	Steam with Toasted Almond C D M	Icy Avalanche with Grey Stone C D M E P	Icy Avalanche with Toasted Almond C D M	Cloud with Grey Stone C D M E P	Cloud with Toasted Almond C D M
 NEW	 NEW	 NEW	 NEW		
Serious Gray with Amaretto Crème C D M	Serious Gray with Charcoal C D M	Serious Gray with Grey Stone C D M	Serious Gray with Toasted Almond C D M		

* The door and/or drawer front center panel on Maple painted doors may be constructed of Medium Density Fiberboard (MDF), except on the Lynnville door style, or when Heirlooming is specified.

* The door and/or drawer front center panel on Maple painted doors may be constructed of Medium Density Fiberboard (MDF), except on the Lynnville door style, or when Heirlooming is specified.

Available on species as indicated. See your designer for exclusions.



Shown: Antrim Oak Thatch Stain, Echo™ Series

STAINS

Natural C C H M O R E M D	Sahara C C H M O R E C M D	Light C C H O	Cattail C C H M O R	Kanga C C H M O R E C M D
Buckskin C C H M O R E C M D	Boardwalk C C H M O R	Morel C C H M O R E C M D	Seal C C H M O R	Colt C C H M O R E C M D
Tundra C C H M O R	Thatch C C H M O R E C M D	Titanium C C H M O R E C M D	Storm C C M	Chocolate C C M O R E C M D

Species and finish offering differs in each Series.

- C Choice™ Series** C Cherry M Maple R Rustic Alder
- E Echo™ Series** D MDF O Oak L Laminate
- H Rustic Hickory P Painted Hardwood PureStyle™

STAINS WITH PENNED GLAZES

Buckskin with Amaretto Crème C C H M R E M	Buckskin with Charcoal C C H M R	Buckskin with Toasted Almond C C H M R	Colt with Amaretto Crème C C H M R E M	Colt with Charcoal C C H M R	Colt with Toasted Almond C C H M R
Kanga with Amaretto Crème C C H M R E M	Kanga with Charcoal C C H M R	Kanga with Toasted Almond C C H M R	Morel with Amaretto Crème C C H M R E M	Morel with Charcoal C C H M R	Morel with Toasted Almond C C H M R
Natural with Amaretto Crème C C H M R E M	Natural with Charcoal C C H M R	Natural with Toasted Almond C C H M R	Sahara with Amaretto Crème C C H M R E M	Sahara with Charcoal C C H M R	Sahara with Toasted Almond C C H M R
Thatch with Amaretto Crème C C H M R E M	Thatch with Charcoal C C H M R	Thatch with Toasted Almond C C H M R	Boardwalk with Amaretto Crème C C H M R	Boardwalk with Charcoal C C H M R	Boardwalk with Toasted Almond C C H M R
Cattail with Amaretto Crème C C H M R	Cattail with Charcoal C C H M R	Cattail with Toasted Almond C C H M R	Tundra with Amaretto Crème C C H M R	Tundra with Charcoal C C H M R	Tundra with Toasted Almond C C H M R

Sheen



Heirlooming

Finishing techniques are a great way to give your cabinets a unique look. Heirlooming adds dimension and interest to your cabinets.

Over-sanded edges and profiles expose the underlying wood to create a naturally aged appearance, lending depth and character.



MATTE SHEEN


(Top portion of door)

Our low sheen top coat is less reflective and absorbs more light, resulting in a softer, more muted look. Available on all stains and glazed stains. Not available on paints or glazed paints.

SATIN SHEEN

(Lower portion of door)

Our timeless original top coat features a moderate sheen which is reflective without being too glossy. Available on all stains, glazed stains, paints and glazed paints.



DESIGNER TIP:

Accessorize your cabinetry with personal touches like these furniture-inspired feet. See more accessory options on page 30.



PURESTYLE™

Kemper® Echo™ Series offers PureStyle™ for those looking for the beauty of a paint finish with added durability.

The PureStyle wrapped door and drawer front design solution delivers crisp, clean details and a durable, paint-like finish. The added benefits of color consistency paired with the resistance to scratching, fading and surface water mean PureStyle delivers fashion without the fuss.

Echo Series



CLEANS BEAUTIFULLY.

A clean cloth dampened with a solution of 5% dish soap and 95% water is all it takes to clean PureStyle cabinetry. Dry with a clean, soft cloth.



FULL OVERLAY DOOR STYLES



Larsen
5-Piece Drawer Front



Larsen
Slab Drawer Front



Marimac
5-Piece Drawer Front



Marimac
Slab Drawer Front

FULL OVERLAY DOOR STYLES



Leyton
5-Piece Drawer Front



Leyton
Slab Drawer Front



Willowby
5-Piece Drawer Front

PARTIAL OVERLAY DOOR STYLES



Antrim
5-Piece Drawer Front




Antrim
Slab Drawer Front




Newcomb
Slab Drawer Front



White



Coconut



Icy Avalanche



Cloud



Moonstone



Maritime

EXCEPTIONAL FINISH.

PureStyle features color consistency without the unpredictable variability often seen by various wood types. The surface regularity of PureStyle results in a fashionable, clean-lined aesthetic.



+
DESIGNER TIP:
 Looking to add a little extra something to your design? Consider a modern, high gloss finish or a grain texture with Kemper's specialty laminates.



Full Overlay Specialty Styles

Species and finish offering differs in each Series.

- C Choice™ Series** C Cherry M Maple R Rustic Alder
- E Echo™ Series** D MDF O Oak L Laminate
- H Rustic Hickory P Painted Hardwood PureStyle™



Taro
 Slab Drawer Front
 C L
 High Gloss White



Troxel
 Slab Drawer Front
 C L
 Arctic
 Obsidian



Genova
 Slab Drawer Front
 C L
 Icy Avalanche Linea Nightfall
 Antler
 Wharf
 Elk
 Gunstock



Shafer
 5-Piece Drawer Front
 C P
 Icy Avalanche Linea Nightfall
 Elk
 Gunstock

HIGH GLOSS LAMINATE

High Gloss White is available with Matching or Metallic edgbanding.

High Gloss White Matching Metallic
 C L

WOOD GRAIN LAMINATES

Icy Avalanche Linea Nightfall Antler
 C L P C L

TEXTURED WOOD GRAIN LAMINATES

Arctic Wharf Elk Gunstock Obsidian
 C L C L C L P C L P C L



DESIGNER TIP:

24% of consumers regret not selecting organizational features as part of their kitchen remodel*. Build them into your design from the get-go.

Organizational Overhaul

Who couldn't use a little help keeping life better organized? Tucked inside Kemper® cabinets are a multitude of organizational options just waiting to tidy your Tupperware® and make sense of your mess. With so many Kemper Storage Solutions™ options to choose from, you can select the right combination for your personal needs. After all, cabinet organization is more than storage – it's peace of mind.


- A** SuperCabinet™
- B** EZ-Org™ Modular Pull-out Racks
- C** Wall Refrigerator Pull-out
- D** Biometric Security Drawer
- E** Wood Tiered Cutlery Divider Drawer
- F** Base Container Pantry Pull-out
- G** Base Utensil Pantry Pull-out
- H** Base Corner Curved Pull-out
- I** Base Pots and Pans Pull-out
- J** Lazy Susan Pull-out
- K** Base Roll Trays
- L** Base with Roll-out Tray Divider
- M** Utility Organizer Drop Zone



Wood Hoods

A trend with staying power, wood hoods top many kitchen remodel must-have lists. Whether built-in to seamlessly integrate with cabinetry or designed to stand out as a showpiece, Kemper® makes wood hoods for every kitchen.

- A** Straight Batten Wood Hood
- B** Canopy Square Wood Hood
- C** Square Flat Panel Wood Hood
- D** Classic Square Wood Hood
- E** Linear Tapered Wood Hood
- F** Simple Tapered Wood Hood
- G** Shiplap Tapered Wood Hood
- H** Tapered Wood Hood



DESIGNER TIP:

Don't settle for just any wood hood. Your designer can create a wood hood that perfectly complements your kitchen.

Accessories


Design is in the details which is why Kemper® offers an endless array of options to make your kitchen uniquely yours. Don't overlook the power of the small elements in the overall look of your room. You'll find even more options online at kempercabinets.com.

- A** Floating Shelf
- B** Finger Pull Hardware
- C** Compact Drawer Outlet
- D** Power Pod
- E** Madeline Foot
- F** Rain Glass Insert
- G** Straight Angle Crown Moulding



Project Planner

Enjoy the journey by using Kemper's start-to-finish overview of designing your new room. As always, your designer is here to walk alongside you, offer guidance and help deliver your vision.



kempercabinets.com

Visit kempercabinets.com for more information and inspiration.

LOCK IN YOUR STYLE.

- Browse magazines and websites such as Houzz and Pinterest to select images that reflect your design style.
- Save your favorite door styles, finishes and organizational cabinets and specialty products on the Kemper website.

ASSESS AND DESIGN.

- Obtain accurate measurements for your new space.
- Meet with your kitchen designer to work on design options and layouts.
- Consider your other design components: flooring, countertop, backsplash, lighting, faucets, appliances, wall color, and hardware.
- Develop a budget for your new space.

PLACE YOUR CABINET ORDER.

- Secure an installer if your designer is not doing this for you.
- Use this time to prepare meals ahead of time and set up a temporary kitchen space if you are undergoing a remodel.
- Determine tasks to be completed before your cabinets arrive. Be sure to complete everything you need to complete, such as flooring installation, before your cabinets arrive.

ENJOY YOUR SPACE.

- Review the care and cleaning information. Discover how to touch up your cabinets.
- Learn how to make adjustments to your cabinet door hinges and drawer guides.
- Enjoy!

Quality Craftsmanship

PROTECTION FOR YOUR INVESTMENT

No matter which series you choose, Kemper® provides the best quality cabinet at every price point, all backed by a limited lifetime warranty from the #1 cabinetry manufacturer in the industry.



LIMITED
LIFETIME
WARRANTY



Part of the
MasterBrand®
Family

Kemper® is a subsidiary of MasterBrand®, an industry leader that comprises a breadth of quality cabinet brands. Since 1926, the MasterBrand family has earned its reputation as one of America's top cabinetmakers, and Kemper has helped MasterBrand achieve this. Beautiful. Functional. Durable. These are the defining qualities of Kemper.

Standard Construction

This traditional cabinetry construction features a 1-1/2" wide face frame behind the door and drawer front. Regardless of the door style chosen, a portion of the frame will be visible when the doors and drawers are closed. Available on all Full Overlay and Partial Overlay door styles.

CABINET BOX

- Top and Bottom: 3/8" Thick furniture board
- Sides: 1/2" Thick furniture board
- Back: 3/8" Thick furniture board

CABINET EXTERIOR

- Sides: matching laminate*
- Wall cabinet top/bottom: Natural Maple laminate
- Back: unfinished

CABINET INTERIOR

Natural Maple laminate

DRAWERS

Four-sided, dovetailed, clear-coated hardwood with full extension, Smart Stop™

HINGES

Fully concealed, 6-way adjustable hinge with Smart Stop

I-BEAM BRACES

3/8" Thick furniture board

ADJUSTABLE SHELF

3/4" Thick furniture board with Natural Maple laminate and PVC edgebanding

TOEKICK

Unfinished furniture board; field-applied Toeboard required



ALL-PLYWOOD** CONSTRUCTION UPGRADE AVAILABLE

Ask your designer about construction upgrade options.

* Exteriors are laminate that match the color of the face frame, with the exception of Foxhall Green, Serious Gray and Cherry Storm.
** All-plywood components meet ANSI/HPVA HP-1 standards, and may contain MDF or particleboard.

KEMPER®

Deep Roots. High Expectations.™

 **ECHO™ SERIES**
Framed Value Semi-Custom Cabinetry

 **CHOICE™ SERIES**
Framed Semi-Custom Cabinetry

 **EMERGE™ SERIES**
Premium Semi-Custom Cabinetry

Styles, product availability and construction may vary slightly from those shown in this book due to material availability and/or design evolution. Specifications are subject to change without notice. Customer service is available if your design requires verification of product availability and specifications.

Product photography and illustrations have been reproduced as accurately as printing technologies permit. To ensure highest satisfaction, we strongly recommend you view an actual sample for best color, wood grain and finish representation.

Kemper® has a Limited Lifetime Warranty.

For terms and conditions, please visit: <https://www.kempercabinets.com/warranty>



[kempercabinets.com](https://www.kempercabinets.com)
#KemperCabinets
© 2023 MasterBrand Cabinets LLC
All rights reserved.

EAST
1100399940
2023-08/WA/11M